

How to find an NSGC Member or Guest User ID

As of July 27, 2018 all Category 1 CEU participants are required to have an NSGC Member or Guest account. Category 1 CEU activity organizers are required to collect NSGC member or guest user IDs from all Category 1 CEU participants, as this ID number plays a crucial role in the creation of Category 1 CEU certificates in the NSGC portal. Organizers will be required to include this number in their post-activity spreadsheet.

Outlined below are three process for obtaining an NSGC user ID: locating your NSGC User ID, Creating an NSGC guest account, and joining NSGC as a member.

Please contact the NSGC CEU Program with any questions or concerns on how to access this information.

Locating Your NSGC User ID

If you already have an NSGC Member or Guest Account, please follow the instructions below.

1. Visit www.nsgc.org
2. Select "Login" from the top, right-hand corner of the screen.

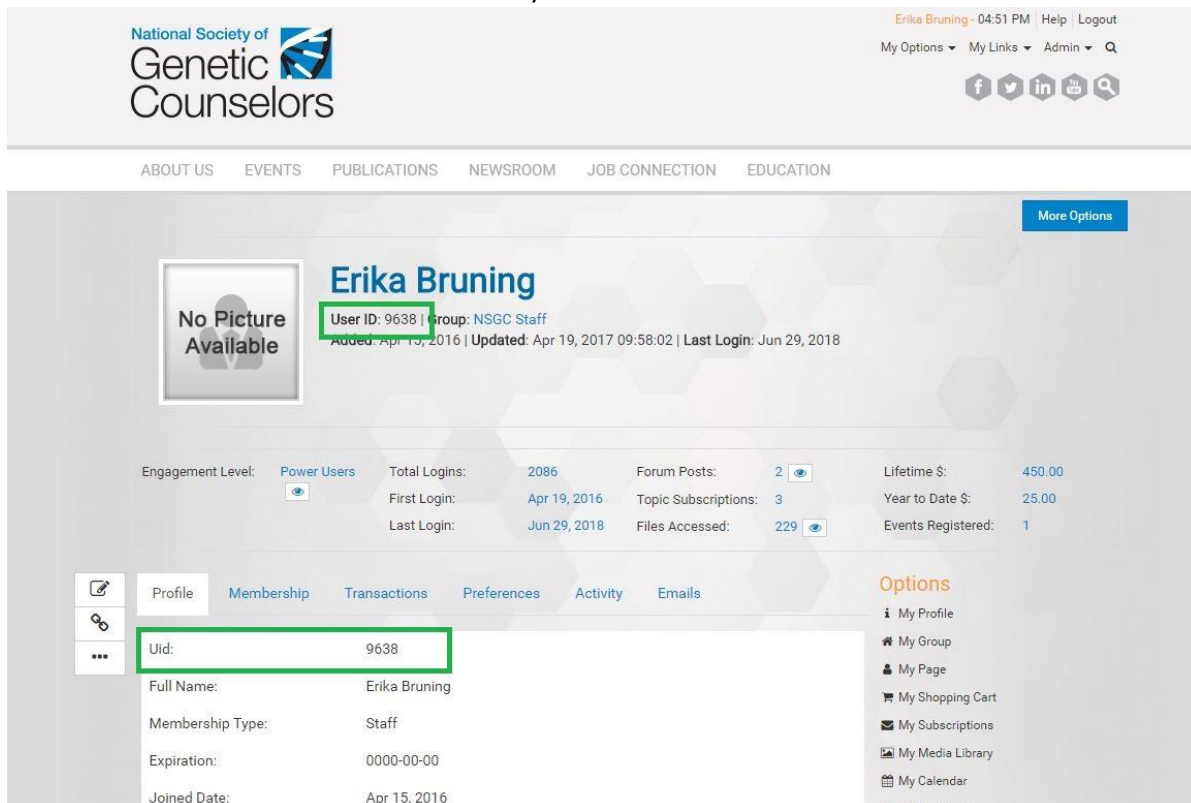


3. Enter in your NSGC login credentials. For issues with your username or password, select the "Username and/or Password Help" link.

- Once you are logged in, select the “My Options” link from the top, right-hand corner of the page. Next, select “My Profile” from the dropdown menu.



- Once on your profile, your User ID will be visible in two spots: under your name at the top of your profile, and in the “Uid” section under the “Profile” tab of your account.



- Share this User ID with your Category 1 CEU activity organizer to ensure speedy certificate distribution.

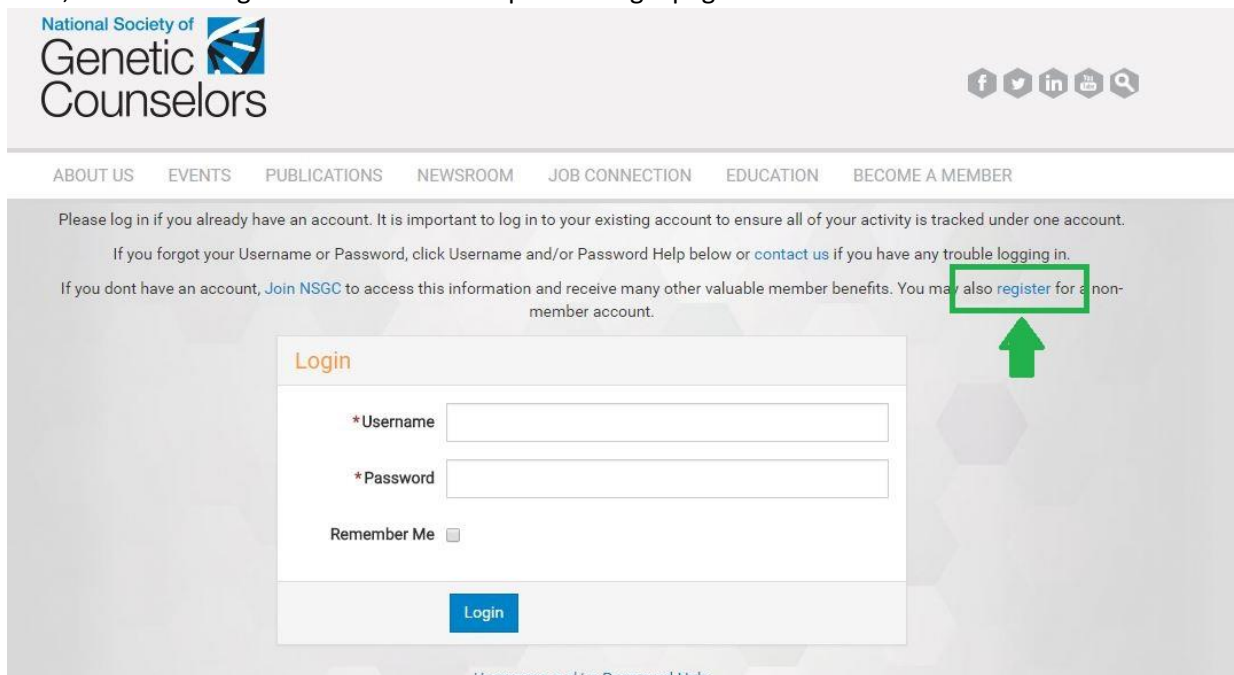
Creating an NSGC Guest Account

If you do not have an NSGC Member or Guest Account, and would like to create a free guest account, please follow the instructions below.

1. Visit www.nsgc.org
2. Select “Login” from the top, right-hand corner of the screen.



3. Next, select the “register” link from the top of the login page.



4. Follow the site prompts to complete your guest account registration.
5. See “Locating your NSGC Sser ID” instructions above to locate your NSGC User ID.

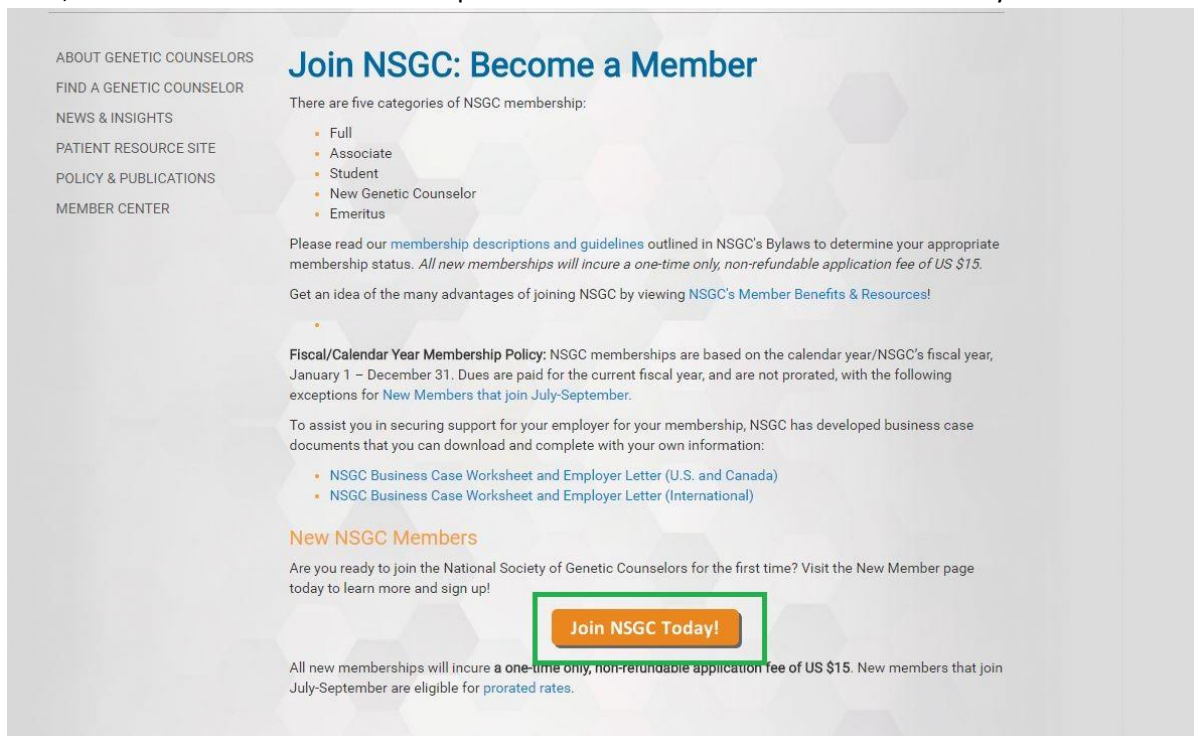
Joining NSGC as a Member

If you do not have an NSGC Member or Guest Account, and would like to join NSGC as a member, please follow the instructions below.

1. Visit www.nsgc.org
2. Select “Become a Member” from the site navigation.



3. Next, select “Join NSGC” from the dropdown menu and select the “Join NSGC Today!” button.



4. Follow the site prompts to complete your guest account registration.
5. See “Locating your NSGC Sser ID” instructions above to locate your NSGC User ID.